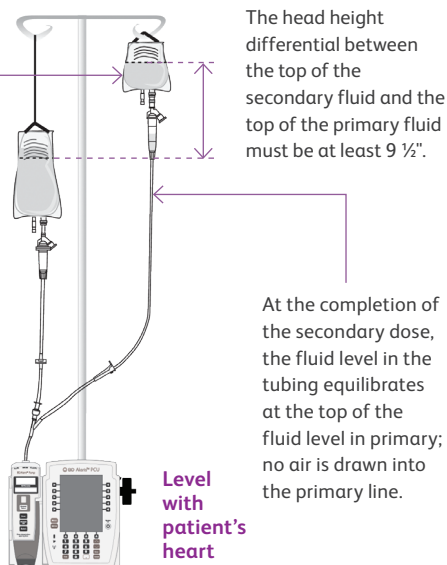


Optimizing infusion setup and head height differential

BD Alaris™ Pump Module

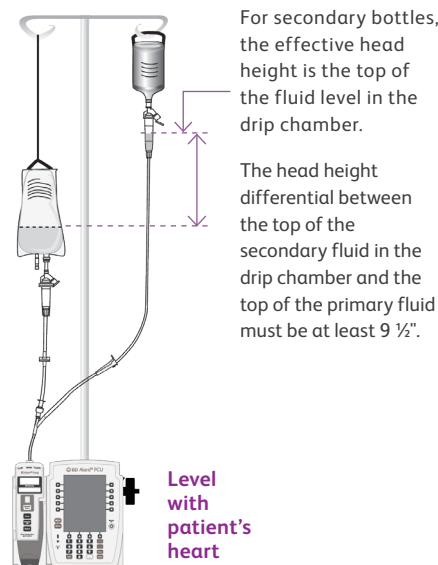
A. Appropriate head height differential positioning for secondary bags

For secondary bags, the effective head height is the top of the fluid level in the bag.



B. Appropriate head height differential positioning for secondary bottles

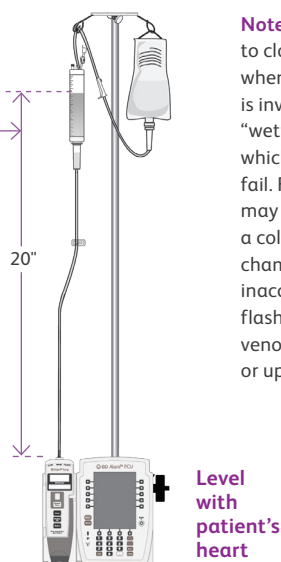
For secondary bottles, the effective head height is the top of the fluid level in the drip chamber.



C. Appropriate head height differential for burette delivery

The top of the fluid in the burette should be approximately 20" above the top of the pump module.

Do not allow the burette to hang below the pump.



Note: It is important to close the vent whenever the burette is inverted to prevent "wetting" of the vent, which may cause it to fail. Failure to vent may manifest itself as a collapsed burette chamber, rate inaccuracy, blood flashback from the venous access device or upstream occlusion.

Recommendations

- If necessary, use additional hangers to lower the primary container to achieve the minimum 9 1/2" head height differential between the primary and secondary fluids.
- Adjust pole height to ensure proper head height of the container to the pump module for optimal flow accuracy.
- The source container height should be approximately 20" above the top of the pump module.

For product issues, contact BD Designated Complaint Handling Unit: ProductComplaints@bd.com or **844.823.5433**.

For technical support, contact Instrument Technical Support at **866.488.1408**.

For product orders, contact Customer Order Management at **800.482.4822**.

⚠ See reverse side for applicable warnings and cautions.

📖 For complete instructions, refer to the BD Alaris™ System User Manual at bd.com



Optimizing infusion setup and head height differential

Warnings and cautions

WARNING: The secondary administration set must be primed prior to beginning the secondary infusion.

WARNING: The secondary solution container must be higher than the primary solution container.

WARNING: Secondary applications require the use of a check valve or clamp on the primary IV line in order to prevent backflow of secondary medication into the primary line.

WARNING: The clamp on the secondary administration set must be opened. If the clamp is not opened, the fluid is delivered from the primary container.

WARNING: The secondary VTBI settings require consideration of such variables as factory overfill, medication additions. Underestimating the volume causes the remaining secondary solution to be infused at the primary rate; overestimating results in the primary solution being infused at the secondary rate. Multiple doses from a single container are not possible.

WARNING: Variations of head height, back pressure, or any combination of these can affect time to alarm for occlusions and rate accuracy. Factors that can influence head height and back pressure are: Administration set configuration, IV solution viscosity, and IV solution temperature. Back pressure can also be affected by type of catheter. See “Trumpet and Start-Up Curves” for data on how these factors influence rate accuracy.

CAUTION: Ensure that the device is as close to level of patient’s heart as possible. Patient’s heart level should be in line with the CHANNEL SELECT key.